

# Dashboard

01/01/2015 to 12/31/2015

	Manner of Death							Autopsy			
	H	S	A	N	U	P	N/A	F	L	E	N
Jefferson	37	52	242	2616	8	0	0	396	0	54	2505

	Unnatural Causes of Death Involving:										
	Trauma	Burns	Drowning	Fall	Firearm	Hanging	Vehicle	Poisoning/Drugs	Stab/Cuts	Other	Total
Jefferson	14	4	13	45	54	13	32	146	8	23	339

	Natural Deaths Involving:									
	Neurologic	Genitourinary	Cardiac	Kidney	Pulmonary	Liver	Gastrointestinal	Cancer	Other	Total
Jefferson	441	15	770	119	274	95	43	685	137	2616

	Infant Deaths Involving:								
	Natural	Disease	Asphyxia	Blunt trauma	Drowning	Burns	Indeterminate	Other	Total
Jefferson	41	0	5	0	0	0	6	2	54

	Infant Deaths by MOD:					
	Accident	Homicide	Natural	Indeterminate	Other	Total
Jefferson	6	1	41	6	0	54

	Accidental Deaths Involving:							
	Burns	Drowning	Drugs	Fall	Motor Vehicle	Firearm	Other	Total
Jefferson	4	12	137	44	30	0	18	242

	Motor Vehicle Deaths (Accidental) Involving:				
	Auto/SUV	Motorcycle	Pedestrian	Other	Total
Jefferson	17	5	7	1	30

	Homicide Deaths Involving:						
	Firearm	Blunt Trauma	Stabbing	Motor Vehicle	Asphyxia	Other	Total
Jefferson	27	2	7	1	0	0	37

	Homicide Methods Used by Age:								
		< 1	1-5	6-10	11-17	18-25	26-44	45-64	65+
Jefferson	Firearm	0	0	0	3	13	5	6	0
	Blunt Trauma	0	2	0	0	0	0	0	0
	Stabbing	0	2	0	0	2	2	1	0
	Motor Vehicle	0	0	0	0	1	0	0	0
	Asphyxia	0	0	0	0	0	0	0	0
	Other	0	0	0	0	0	0	0	0
	<b>Total</b>	0	4	0	3	16	7	7	0

	Suicide Deaths Involving:							
	Firearm	Hanging	Poisoning/Drugs	Jump/Fall	MVA	Stab/Cuts	Other	Total
Jefferson	27	12	9	1	1	1	1	52

		Suicide Methods Used by Age:							
		< 1	1-5	6-10	11-17	18-25	26-44	45-64	65+
Jefferson	Firearm	0	0	0	1	0	3	12	11
	Hanging	0	0	0	2	1	5	4	0
	Poisoning/Drugs	0	0	0	0	0	2	7	0
	Jump/Fall	0	0	0	0	0	0	0	1
	MVA	0	0	0	0	0	0	1	0
	Stab/Cuts	0	0	0	0	0	1	0	0
	Other	0	0	0	0	1	0	0	0
	Total	0	0	0	3	2	11	24	12

		Deaths Involving Drugs									
		Alcohol	Analgesics	ATD	BZ	Illicit	Mixed	Narcotics	Therapeutic	Chemical	Other
Jefferson		19	0	0	37	94	41	58	0	0	26

		Deaths Involving Fire/Burn/Electrical							
		Fire	Scalding Liquid	Chemical	Electricity	Unknown	Other	Total	
Jefferson		2	1	0	1	0	0	4	

		Demographic Statistics (Sex of Deceased)		
		Male	Female	Indeterminate
Jefferson		1497	1456	2












		Demographic Statistics (Ethnicity of Deceased)						
		White	Black	Asian	American Indian/Alaskan	Pacific Islander	Other	Unknown
Jefferson		2295	609	34	5	2	7	3

		Demographic Statistics (Age of Deceased)								
		< 1	1-5	6-10	11-17	18-25	26-44	45-64	65+	Unknown
Jefferson		53	8	3	9	44	158	657	2022	1

		Medical Examiner Activities				
		Reported Deaths	ME Cases (DC Signed)	Postmortem Exams	Investigations	ME/C Scenes
Jefferson		2955	799	448	2952	437

		Disposition of Body							
		Burial	Cremation (ME/C)	Cremation (Non ME/C)	Storage	Unclaimed	Donation	Entombment	Removal
Jefferson		1599	1279	465	0	78	1	0	0

		Organ Procurement Organization				
		Sent	Autopsy Report < 59	Autopsy Report > 60	No Report	Autopsy Photos
Jefferson		1060	243	23	797	46

		Organ Procurement Organization Activity							
						Timed out	Timed out 	 to  or  < 1 hr	 to  or  < 24 hrs
Jefferson		1060	451	989	35	168	6	920 (87%)	439 (97%)

	Elder/Vulnerable Adult		
	Abuse	Living Conditions	Total
Jefferson	3	3	3

	Body Inventory		
	Received	Released	Current
Jefferson	570	570	18

	Autopsy Report Status					
	0-29 days	30-44 days	45-59 days	60-89 days	>= 90 days	Completed
Jefferson	0	0	0	1	0	449

Summary	
	Total
Cases	2955
Autopsies	450
Hospice (ME/C)	1644
Hospice (Non-ME/C)	0
OPO	1060
Non-ME/C	485